

■ Features :

- Universal AC input / Full range
- 2 pole EURO plug
- High efficiency up to 88%
- Low leakage current <50 μ A
- Protections: Short circuit / Overload / Over voltage
- Fully enclosed plastic case
- Medical safety approved (2 \times MOPP between primary to secondary)
- Class II power (without earth pin)
- LED indicator for power on
- No load power consumption<0.1W
- ErP step2 compliant (level V)
- Meet EISA 2007 (Energy Independence and Security Act)
- Optional lock type DC plug
- 3 years warranty

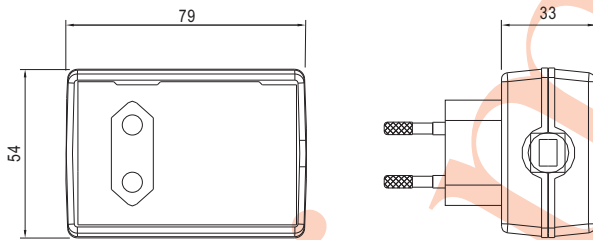
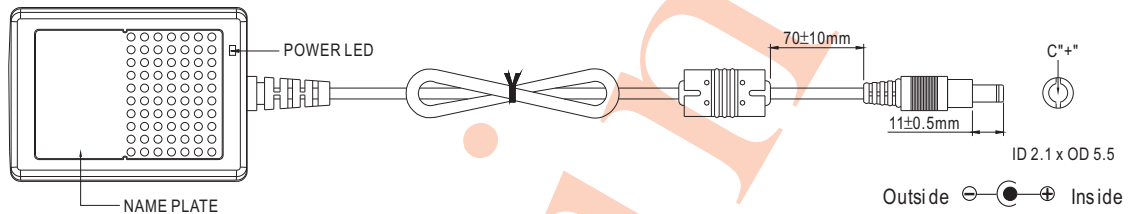
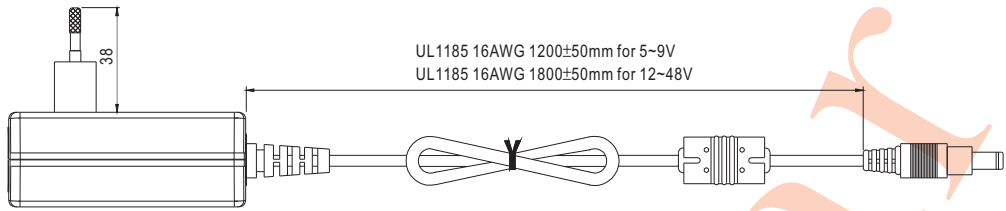


SPECIFICATION

ORDER NO.		GSM36E05-P1J	GSM36E07-P1J	GSM36E09-P1J	GSM36E12-P1J	GSM36E15-P1J	GSM36E18-P1J	GSM36E24-P1J	GSM36E48-P1J	
OUTPUT	SAFETY MODEL NO.	GSM36E05	GSM36E07	GSM36E09	GSM36E12	GSM36E15	GSM36E18	GSM36E24	GSM36E48	
	DC VOLTAGE Note.2	5V	7.5V	9V	12V	15V	18V	24V	48V	
	RATED CURRENT	4.5A	4.32A	4A	3A	2.4A	2A	1.5A	0.75A	
	CURRENT RANGE	0 ~ 4.5A	0 ~ 4.32A	0 ~ 4A	0 ~ 3A	0 ~ 2.4A	0 ~ 2A	0 ~ 1.5A	0 ~ 0.75A	
	RATED POWER (max.)	22.5W	32.4W	36W	36W	36W	36W	36W	36W	
	RIPPLE & NOISE (max.) Note.3	60mVp-p	80mVp-p	80mVp-p	120mVp-p	120mVp-p	150mVp-p	180mVp-p	240mVp-p	
	VOLTAGE TOLERANCE Note.4	$\pm 5.0\%$	$\pm 5.0\%$	$\pm 5.0\%$	$\pm 3.0\%$	$\pm 3.0\%$	$\pm 3.0\%$	$\pm 2.0\%$	$\pm 2.0\%$	
	LINE REGULATION Note.5	$\pm 1.0\%$	$\pm 1.0\%$	$\pm 1.0\%$	$\pm 1.0\%$	$\pm 1.0\%$	$\pm 1.0\%$	$\pm 1.0\%$	$\pm 1.0\%$	
	LOAD REGULATION	$\pm 5.0\%$	$\pm 5.0\%$	$\pm 5.0\%$	$\pm 3.0\%$	$\pm 3.0\%$	$\pm 3.0\%$	$\pm 2.0\%$	$\pm 2.0\%$	
	SETUP, RISE TIME Note.6	500ms, 30ms / 230VAC 1000ms, 30ms / 115VAC at full load								
HOLD UP TIME (Typ.)	16ms / 230VAC 16ms / 115VAC at full load									
INPUT	VOLTAGE RANGE	80 ~ 264VAC 113 ~ 370VDC								
	FREQUENCY RANGE	47 ~ 63Hz								
	EFFICIENCY (Typ.)	81%	83%	84%	86%	87%	87%	87%	88%	
	AC CURRENT (Typ.)	0.9A / 115VAC 0.45A / 230VAC								
	INRUSH CURRENT (Typ.)	50A / 230VAC								
	LEAKAGE CURRENT(max.)	Touch current < 50 μ A/264VAC								
PROTECTION	OVERLOAD	105 ~ 170% rated output power Protection type : Hiccup mode, recovers automatically after fault condition is removed								
	OVER VOLTAGE	5.25 ~ 7.5V / 7.88 ~ 10.13V / 9.45 ~ 12.6V / 12.6 ~ 16.2V / 15.75 ~ 20.25V / 18.9 ~ 24.3V / 25.2 ~ 32.4V / 50.4 ~ 64.8V Protection type : Shut down o/p voltage, re-power on to recover								
ENVIRONMENT	WORKING TEMP.	-30 ~ +60 $^{\circ}$ C (Refer to "Derating Curve")								
	WORKING HUMIDITY	20% ~ 90% RH non-condensing								
	STORAGE TEMP., HUMIDITY	-40 ~ +85 $^{\circ}$ C, 10 ~ 95% RH								
	TEMP. COEFFICIENT	$\pm 0.03\%$ / $^{\circ}$ C (0~40 $^{\circ}$ C)								
	VIBRATION	10 ~ 500Hz, 2G 10min./1cycle, period for 60min. each along X, Y, Z axes								
SAFETY & EMC (Note. 7)	SAFETY STANDARDS	TUV EN60601-1 / 60601-1-11 approved								
	WITHSTAND VOLTAGE	I/P-O/P:4KVAC								
	ISOLATION RESISTANCE	I/P-O/P:100M Ohms / 500VDC / 25 $^{\circ}$ C / 70% RH								
	EMC EMISSION	Compliance to EN55011(CISPR11) class B, EN61000-3-2,3								
OTHERS	EMC IMMUNITY	Compliance to EN61000-4-2,3,4,5,6,8,11, EN55024, EN60601-1-2, EN61204-3 medical level, criteria A								
	MTBF	K hrs min. MIL-HDBK-217F(25 $^{\circ}$ C)								
	DIMENSION	79*54*33mm (L*W*H)								
	PACKING	Kg; 60pcs/ Kg/ CUFT								
CONNECTOR	PLUG	Standard type P1J: 2.1 ϕ * 5.5 ϕ * 11mm, tuning fork type, center positive for stock ; Other type available by customer requested								
	CABLE	See page 2 ; Other type available by customer requested								
NOTE	<ol style="list-style-type: none"> 1. All parameters are specified at 230VAC input, rated load, 25$^{\circ}$C 70% RH ambient. 2. DC voltage: The output voltage set at point measure by plug terminal & 50% load. 3. Ripple & noise are measured at 20MHz by using a 12" twisted pair terminated with a 0.1uf & 47uf capacitor. 4. Tolerance: includes set up tolerance, line regulation, load regulation. 5. Line regulation is measured from low line to high line at rated load. 6. Length of set up time is measured at first cold start. Turning ON/OFF the power supply may lead to increase of the set up time. 7. The power supply is considered as an independent unit, but the final equipment still need to re-confirm that the whole system complies with the EMC directives. 									

■ Mechanical Specification

Unit:mm



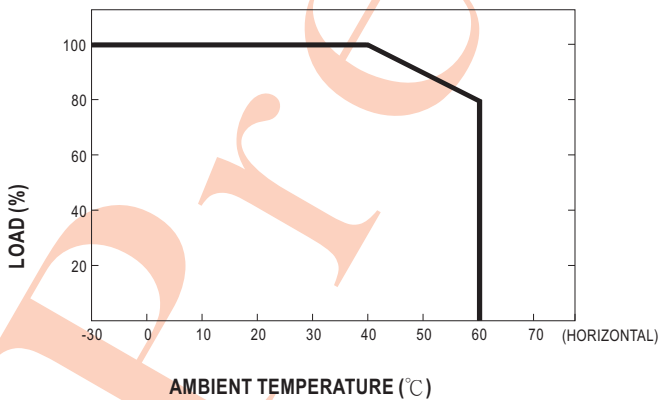
■ Plug Assignment

Standard plug: P1J

P1J	
P/N	OUTPUT
CENTER	+

Optional lock type plug: P2S
SWITCHCRAFT S761K plug equivalent

■ Derating Curve



■ Static Characteristics

