



■ Features :

- Extreme small and space-saving, takes up one spot on power strip
- Universal AC input / Full range
- 2 pole USA plug, Class II power unit
- No load power consumption < 0.075W
- **Energy efficiency Level VI**
- Comply with EISA 2007/DoE
- Protections: Short circuit / Overload / Over voltage
- Fully enclosed plastic case
- Pass LPS
- 7.5V / 18V / 48V models available (by request)
- [Various DC plug quick adapter accessory available \(Plug kit sold separately, please refer to : https://www.meanwell.com/upload/pdf/DC_plug.pdf \)](https://www.meanwell.com/upload/pdf/DC_plug.pdf)
- 3 years warranty

■ Applications

- Consumer electronic devices
- Telecommunication devices
- Office facilities
- Industrial equipments


■ Description

SGAS15U is a 15W compact size highly reliable wall-mounted style single-output green adaptor series, which is compact and convenient for carry. SGAS15U is a class II power unit (no FG) equipped with the standard 2-Pin U.S. plug, accepting the input range from 90VAC to 264VAC. The whole series provides different models with output voltages ranging between 5VDC and 24VDC that it can satisfy the demands for various types of consumer electronic devices.

With the efficiency up to 86% and the extremely low no-load power consumption below 0.075W, SGAS15U is compliant with the latest U.S. energy regulation EISA 2007/DoE (Level VI). The supreme feature allows the adaptor to save the energy when it is under either the operating mode or the standby mode. The entire series is approved for international safety regulations; moreover, it adopts the 94V-0 flame retardant plastic case that it can effectively prevent users from electric hazards.

■ Model Encoding

SGAS 15 U 05 - P1J



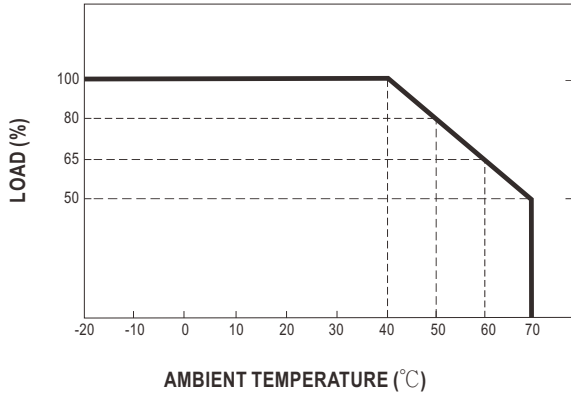


15W AC-DC High Reliable Extreme Small Wall-mounted Industrial Adaptor **SGAS15U** series

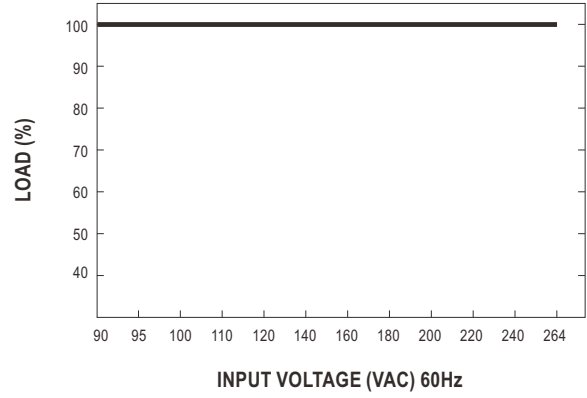
SPECIFICATION

ORDER NO.		SGAS15U05-P1J	SGAS15U09-P1J	SGAS15U12-P1J	SGAS15U15-P1J	SGAS15U24-P1J
OUTPUT	SAFETY MODEL NO.	SGAS15U05	SGAS15U09	SGAS15U12	SGAS15U15	SGAS15U24
	DC VOLTAGE <small>Note.2</small>	5V	9V	12V	15V	24V
	RATED CURRENT	2.40A	1.66A	1.25A	1.00A	0.625A
	CURRENT RANGE	0 ~ 2.40A	1 ~ 1.66A	0 ~ 1.25A	0 ~ 1.00A	0 ~ 0.625A
	RATED POWER	12W	15W	15W	15W	15W
	RIPPLE & NOISE (max.) <small>Note.3</small>	80mVp-p	80mVp-p	80mVp-p	80mVp-p	100mVp-p
	VOLTAGE TOLERANCE <small>Note.4</small>	±5.0%	±5.0%	±3.0%	±3.0%	±2.0%
	LINE REGULATION <small>Note.5</small>	±0.5%	±0.5%	±0.5%	±0.5%	±0.5%
	LOAD REGULATION <small>Note.6</small>	±5.0%	±5.0%	±3.0%	±3.0%	±2.0%
SETUP, RISE, HOLD UP TIME	3000ms, 50ms, 10ms at full load					
INPUT	VOLTAGE RANGE	90 ~ 264VAC 127 ~ 370VDC				
	FREQUENCY RANGE	47 ~ 63Hz				
	EFFICIENCY (Typ.)	79%	84%	85%	85%	86%
	AC CURRENT	0.4A / 100VAC				
	INRUSH CURRENT (max.)	Cold start 30A / 115VAC 50A / 230VAC				
	LEAKAGE CURRENT(max.)	0.25mA / 240VAC				
PROTECTION	OVERLOAD	105 ~ 250% rated output power Protection type : Hiccup mode, recovers automatically after fault condition is removed				
	OVER VOLTAGE	>120% rated output voltage Protection type : Clamp by zener diode				
ENVIRONMENT	WORKING TEMP.	-20 ~ +70°C (Refer to "Derating Curve")				
	WORKING HUMIDITY	20% ~ 90% RH non-condensing				
	STORAGE TEMP., HUMIDITY	-20 ~ +85°C, 10 ~ 95% RH non-condensing				
	TEMP. COEFFICIENT	±0.03% / °C (0 ~ 40°C)				
	VIBRATION	10 ~ 500Hz, 2G 10min./1cycle, period for 60min. each along X, Y, Z axes				
SAFETY & EMC <small>(Note. 7)</small>	SAFETY STANDARDS	UL62368-1, CSA C22.2 NO. 62368-1, EAC TP TC 004 approved				
	WITHSTAND VOLTAGE	I/P-O/P:3KVAC				
	ISOLATION RESISTANCE	I/P-O/P:100M Ohms / 500VDC / 25°C / 70% RH				
	EMC EMISSION	Parameter	Standard			Test Level / Note
OTHERS	LIFE	3 years : 100% load 40°C, 12hours / day				
	MTBF	507Khrs min. MIL-HDBK-217F(25°C)				
	DIMENSION	57.6*42.1*24.7mm (L*W*H)				
	PACKING	120g ; 72pcs / 10Kg / CARTON				
CONNECTOR	PLUG	See page 4-5 ; Other type available by customer requested				
	CABLE	See page 4-5 ; Other type available by customer requested				
NOTE	<p>1.All parameters are specified at 115VAC input, rated load, 25°C 70% RH ambient. 2.DC voltage: The output voltage set at point measure by plug terminal & 50% load. 3.Ripple & noise are measured at 20MHz by using a 12" twisted pair terminated with a 0.1µf & 47µf capacitor. 4.Tolerance: includes set up tolerance, line regulation, load regulation. 5.Line regulation is measured from low line to high line at rated load. 6.Load regulation is measured from 0% to 100% rated load. 7.The power supply is considered as an independent unit, but the final equipment still need to re-confirm that the whole system complies with the EMC directives. For guidance on how to perform these EMC tests, please refer to "EMI testing of component power supplies." (as available on http://www.meanwell.com)</p> <p>※ Product Liability Disclaimer : For detailed information, please refer to https://www.meanwell.com/serviceDisclaimer.aspx</p>					

■ Derating Curve

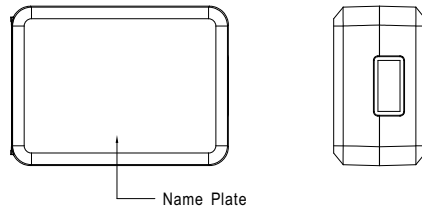


■ Static Characteristics

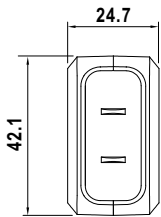
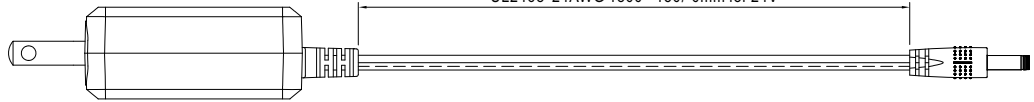


■ Mechanical Specification

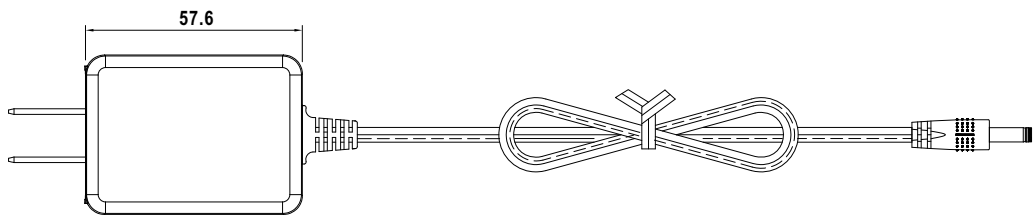
Unit:mm



UL2468 20AWG 1200 +150/-0mm for 5~12V
 UL2468 24AWG 1200 +150/-0mm for 15V
 UL2468 24AWG 1800 +150/-0mm for 24V



2 Pole USA plug



■ DC output plug

◎ Standard plug: P1J

Unit:mm

P1J	Pin Assignment
	Outside Inside

◎ DC plug changeable through:

- (1) Customization of the standard part with an optional DC plug according to the table (MOQ applicable)
- (2) Quick adapter accessory (sold separately without MOQ)



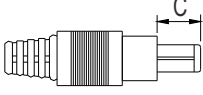

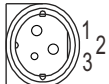
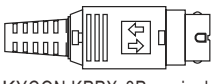


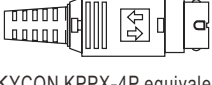


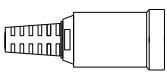

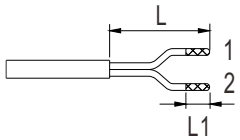
Please refer to below table and online selection guide : https://www.meanwell.com/upload/pdf/DC_plug.pdf

Example quick adapter accessory:



◎ Optional DC plug: (Available in customized cable or quick adapter)

Tuning Fork Style		Type No.	A	B	C	Quick Adapter Accessory
			OD	ID	L	
		P1I	5.5	2.1	9.5	Available (Current rating: 7.5A max.)
		P1L	5.5	2.5	9.5	
		P1M	5.5	2.5	11.0	
		P1IR	5.5	2.1	9.5	
		P1JR	5.5	2.1	11.0	
		P1LR	5.5	2.5	9.5	
Barrel Style		Type No.	A	B	C	None
			OD	ID	L	
		P2I	5.5	2.1	9.5	
		P2J	5.5	2.1	11.0	
		P2L	5.5	2.5	9.5	
		P2M	5.5	2.5	11.0	
		P2IR	5.5	2.1	9.5	
		P2JR	5.5	2.1	11.0	
		P2LR	5.5	2.5	9.5	
		P2MR	5.5	2.5	11.0	
Lock Style		Type No.	A	B	C	None
			OD	ID	L	
	 SWITCHCRAFT original or equivalent	P2S(S761K)	5.53	2.03	12.06	
		P2K(761K)	5.53	2.54	12.06	
		P2C(S760K)	5.53	2.03	9.52	
		P2D(760K)	5.53	2.54	9.52	
Min. Pin Style		Type No.	A	B	C	Available (Current rating: 5A max.)
			OD	ID	L	
	 EIAJ equivalent	P3A	2.35	0.7	11.0	
		P3B	4.0	1.7	11.0	
		P3C	4.75	1.7	11.0	

Center Pin Style	Type No.	A	B	C	D	Quick Adapter Accessory	
		OD	ID	L	Center Pin		
   <p>EIAJ equivalent</p>	P4A	5.5	3.4	11.0	1.0	Available (Current rating: 7.5A max.)	
	P4B	6.5	4.4	11.0	1.4		
	P4C	7.4	5.1	11.0	0.6		
Min. DIN 3 Pin with Lock (male)	Type No.	Pin Assignment					
   <p>KYCON KPPX-3P equivalent</p>	R6B	PIN No.	Output				
		1	+Vo				
		2	-Vo				
		3	+Vo				
	Min. DIN 4 Pin with Lock (male)	Type No.	Pin Assignment				
	   <p>KYCON KPPX-4P equivalent</p>	R7B	PIN No.	Output			
1			+Vo				
2			-Vo				
3			-Vo				
		4	+Vo				
	Min. DIN 4 Pin with Lock (female)	Type No.	Pin Assignment				
	   <p>KYCON KPJX-CM-4S equivalent</p>	R7BF	PIN No.	Output			
			1	+Vo			
2			-Vo				
3			-Vo				
		4	+Vo				
	Stripped and tinned leads	Type No.	Pin Assignment				
	  <p>Length of Land L1 by request (MW's standard length, L: 25 mm, L1: 10 mm)</p>	by customer	PIN No.	Output			
			1 (White)	+Vo			
		2 (Black)	-Vo				

■ Installation Manual

Please refer to : <http://www.meanwell.com/manual.html>